


MODEL NUMBER	4PP-250 TON SPECS.
Tons of force (maximum)	250
Approach speed (inches per minute)	78
Press speed (inches per minute)	27
Return speed (inches per minute)	117
Table pressing surface left to right	48
Table pressing surface front to back	36
Daylight	26
Maximum stroke (adjustable)	8
Floor to table	29.75
Front to back	46
Height (overall)	98.75
Width	96
Upper platen pressing surface left to right	48
Upper platen pressing surface front to back	36
Motor HP @ 1750 RPM	50 HP
Voltages available	230 / 460 / 575 3 PH. 60 HZ.

4 POST PRESS 250 TON

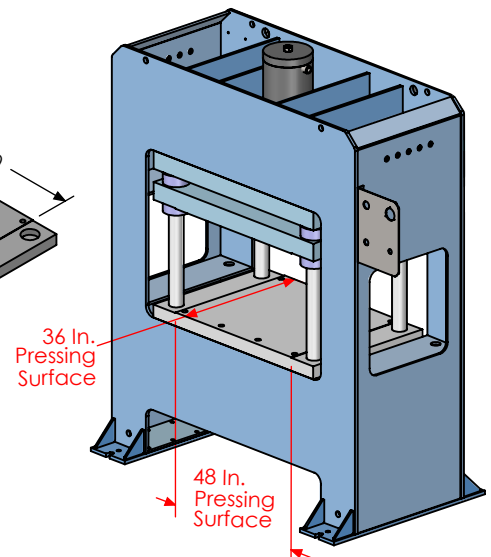
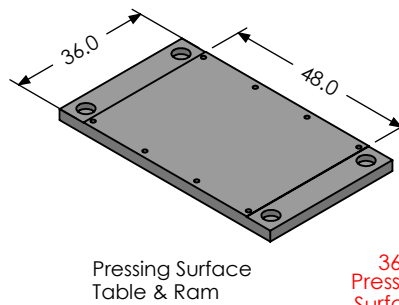
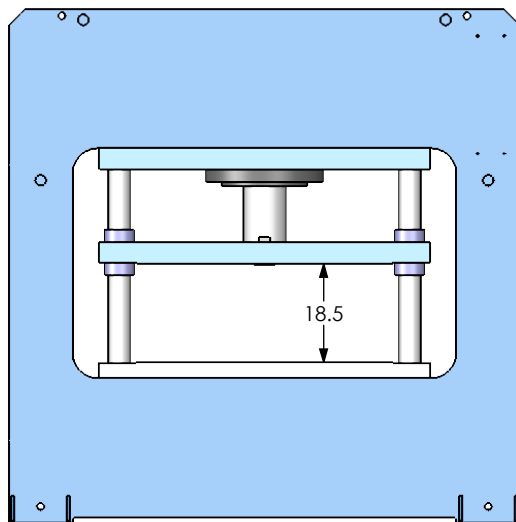
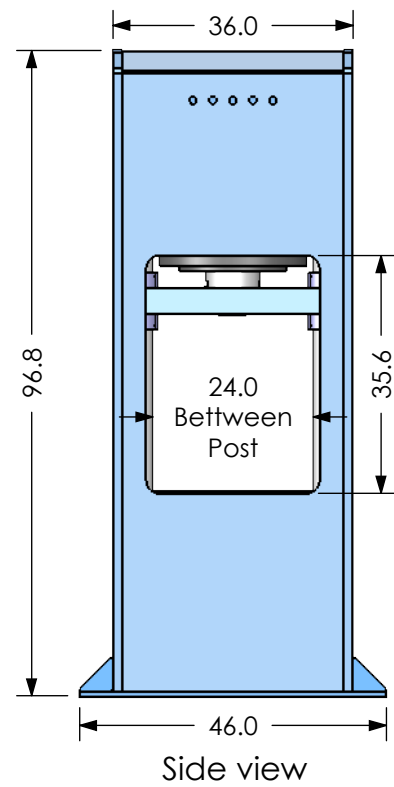
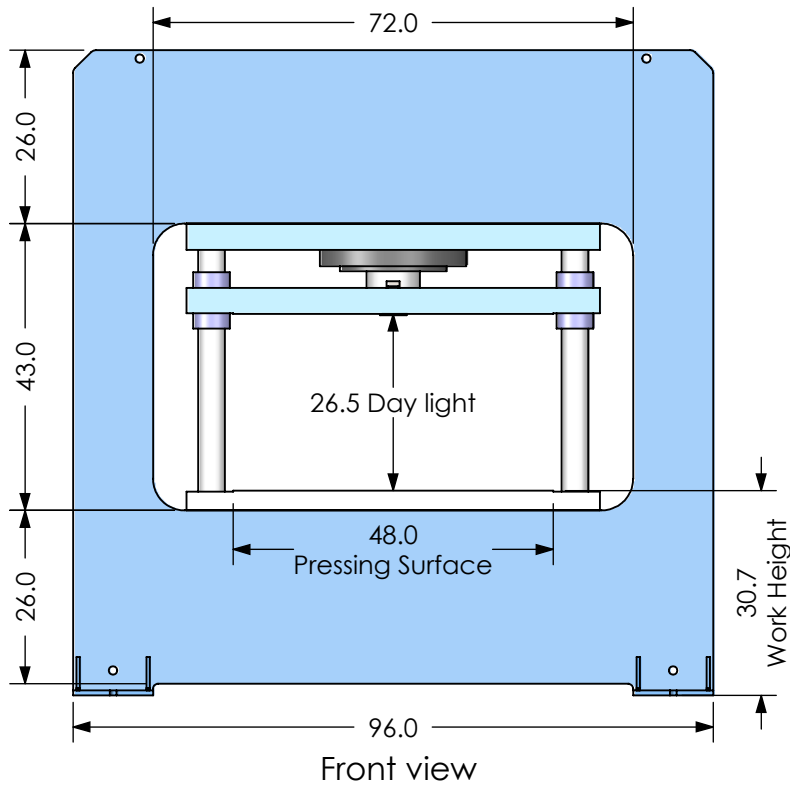
STANDARD FEATURES

- ✓ Pressure gauge.
- ✓ Pressure regulator.
- ✓ Adjustable speed control.
- ✓ Adjustable stroke control.
- ✓ Pressure reversal switch.
- ✓ Ram travel is guided by 4 precision-ground chromed rods.
- ✓ Jog mode used for simplifying setups.
- ✓ Dual Control - your choice of using:
 - (1) Moveable pedestal c/w dual electric palm buttons & extra emergency stop or
 - (2) Foot pedal.
- ✓ P.L.C. programmable control system.
- ✓ Quality BALDOR motor, low speed.
- ✓ Remote hydraulic power Pac with a 100 gal. oil reservoir.
- ✓ Air-Cooled industrial oil cooler.
- ✓ **All hydraulic and mechanical parts are standard** in the industry, and available throughout North America.

MODEL	WEIGHT (LBS.)	SHIPPING DIMENSIONS L x W x H
FP-250	15,200	



4 POST PRESS 250 TON DIMENSIONS (INCHES)



The above specification are our standard dimensions, custom dimensions are available upon request.