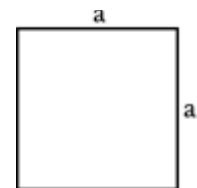


CALCULATE AREA


Square

$A = a^2$, in which a is one of the sides.



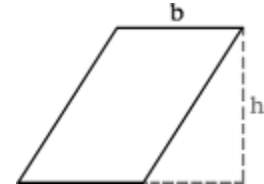
Rectangle

$A = ab$, in which a is the base and b is the length.



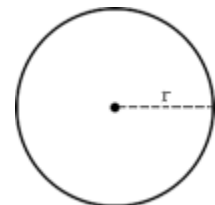
Parallelogram

$A = bh$, in which b is the base and h is the height.



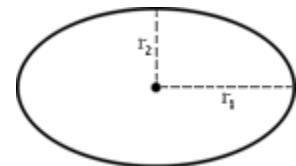
Circle

$A = \pi r^2$, in which π is 3.1416 and r is the radius.



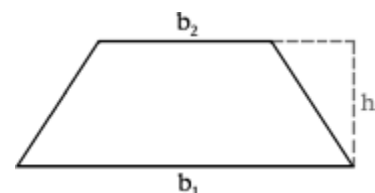
Ellipse

$A = \pi r_1 r_2$, in which π is 3.1416, r_1 is the longer radius, and r_2 is the shorter radius.



Trapezoid

$A = (h[b_1 + b_2])/2$, in which h is the height, b_1 is the longer parallel side, and b_2 is the shorter parallel side.



Triangle

Given base and height: $A = (1/2)bh$, in which b is the base and h is the height

Given side, angle, side (SAS): $(1/2) ab \sin \theta$, in which a is one side, b is another side, and θ is the known angle

Given three sides:

$\sqrt{(s[s - a][s - b][s - c])}$ when $s = (a + b + c)/2$ (*Heron's formula*), in which a , b , and c represent the three sides

